

BEST PRACTICES




KLEVER EXCEL30
CONCEALED SAFETY CUTTER

RECOMMENDED FOR




- ✓ Single-Wall Corrugate
- ✓ Double-Wall Corrugate
- ✗ Triple-Wall Corrugate




- ✓ Plastic Banding
- ✗ Metal Banding
- ✗ Heavy-Duty Zip Ties



- ✓ Film & Stretch Wrap



- ✓ Packing Tape



✓ **DO** cut downward at a 45° angle.



✗ **DO NOT** lift, pry, pull or twist.



✗ **DO NOT** cut across banding horizontally.



SIGNS OF WEAR

- Worn, gouged or chipped guard
- Worn tip
- Worn, dull or chipped blade



MAINTAIN YOUR CUTTING SPEED, REPLACE CUTTER WHEN WORN