

BEST PRACTICES

RECOMMENDED FOR



KLEVER KONCEPT
CONCEALED SAFETY CUTTER




- ✓ Single-Wall Corrugate
- ✗ Double-Wall Corrugate
- ✗ Triple-Wall Corrugate




- ✓ Plastic Banding
- ✗ Metal Banding
- ✗ Heavy-Duty Zip Ties



- ✓ Film & Stretch Wrap




- ✓ Packing Tape



- ✓ **DO** cut downward at a 45° angle.



- ✗ **DO NOT** lift, pry, pull or twist.




- ✗ **DO NOT** cut across banding horizontally.



SIGNS OF WEAR

- Tip is worn or damaged
- Head is chipped or damaged
- Edge is chipped, worn or requires more pull force to cut with



MAINTAIN YOUR CUTTING SPEED, REPLACE CUTTER WHEN WORN